



UNILOCK[®]
DESIGNED TO CONNECT.

RIVERCREST[®]
WALL



DESIGNED TO CONNECT™

- | Retaining Walls
- | Garden & Seat Walls
- | Steps & Pillars
- | Planters & Tree Rings
- | Grill Islands & BBQ's
- | Fireplaces & Firepits
- | Water Features



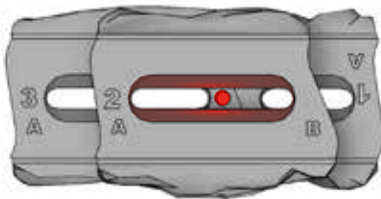



SHAPED FOR IMAGINATION

The Rivercrest® Wall System incorporates engineered, patent-pending design, with natural beauty and contractor friendly design features. Rivercrest offers the look and character of natural flagstone but without the cost and difficulty of installation.

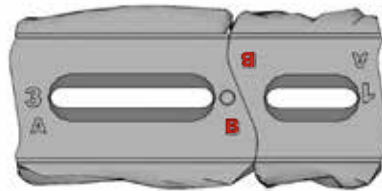
The Rivercrest Wall System integrates a mixture of real flagstone textures on both the front and back of the units to ensure a natural random stone appearance. This makes it perfect for retaining and seat walls, pillars, planters, tree rings or firepits, grill islands and BBQ's. The Rivercrest Wall System truly is, shaped for imagination.

ENGINEERED FOR PEACE OF MIND



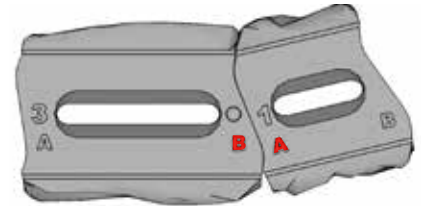
AUTO ALIGNMENT

Along courses, alternate blocks with and without auto-alignment knobs



STRAIGHT WALLS

Match sides A to A or B to B



CURVED WALLS

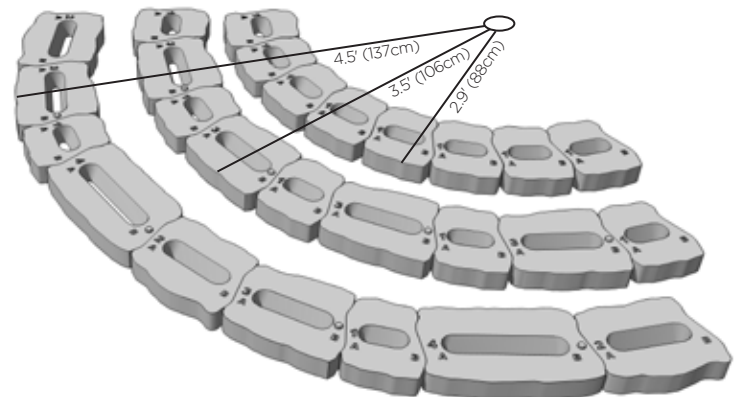
No cutting, simply match sides A to B

ANY CURVE, NO CUTTING

CONSTRUCTING THE WALL

With Rivercrest Wall you can create almost any size curve, circle or serpentine with no cutting required. Using only the No. 1 block, you can build a perfect curve with a minimum outside radius of 2.9' (88 cm), and longer curves can be made by the addition of No. 2, 3 & 4 blocks. Just remember to match sides A to B.


TIP: For even larger curves, simply incorporate more No. 4 blocks into the design.



JUMPER BLOCKS


CLUSTER SET 1 • RATIO 70% STANDARD : 30% JUMPERS

With the “cluster” method, you can easily integrate the jumpers while ensuring equal amounts of the standard blocks are being utilized, reducing waste. Using small groups of clusters of standard blocks will ensure there is always the right spacing between jumpers, while still maintaining a random appearance.

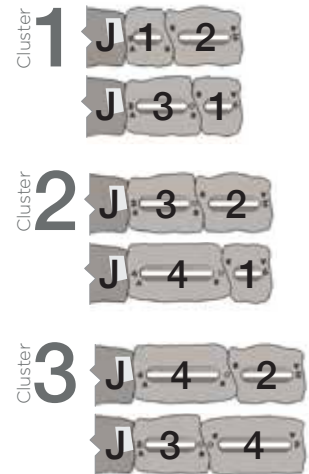


CONSTRUCTING THE WALL

Construct the wall by using a cluster, then jumper, cluster, jumper, etc., alternating the order of the cluster set. It is important to make sure you utilize all the clusters evenly throughout the wall to reduce waste. **Add an extra jumper block between clusters every so often to help randomize the wall.**



CLUSTER SET 2 RATIO 60% : 40%



TIP: You can also include long linear spans by adding clusters of 8 standard blocks using two of each Unit No. 1, 2, 3, & 4. This will alter the ratio & ordering formula to 70% standard and 30% jumpers.

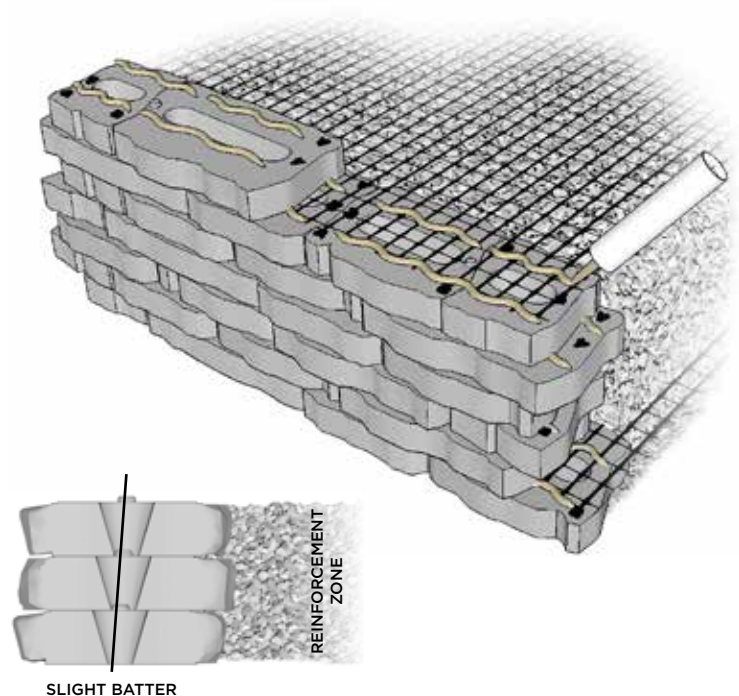
RETAINING WALLS

ENGINEERED RETAINING WALLS

With a proper Engineered Wall Design, the Rivercrest System can be used to construct structural retaining walls up to 6' (1.8 m) in height with utilizing Geogrid Reinforcement.

By setting back each wall course so that the shear knob engages the front of the core, a slight wall batter (lean) is introduced, providing the Rivercrest retaining wall greater structural stability. Geogrid Reinforcement is placed between courses at maximum vertical spacing of 4 standard blocks (9" or as specified in the design). Each course of Rivercrest must be engaged to the course below using approved Unilock concrete adhesive or angular gravel fill (placed into the Rivercrest cores).

TIP: It is important to get a **Stamped Engineered Design and Inspection** for all retaining walls over 3.0' (1.0 m) in height.





INSTALLATION **MADE EASIER**

PERFECT PILLARS

The new Rivercrest Pillar block allows you to quickly and easily build spectacular pillars in a fraction of the time. Effortlessly wrap fence & pergola posts, or swiftly integrate walls with minimal cutting. The patent pending design allows you to create a perfect pillar every time without the need to level and shim courses.



FIREPITS & TREE RINGS

Constructing a charming circular firepit or tree ring has never been easier! The new Rivercrest firepit kit provides the natural, random look of multiple Rivercrest blocks, with the efficiency of singular 1/4 circle module (4 unique segments).

Create a firepit, tree ring, circular planter, fountain, water feature, seat wall or just about any other circular element.



FEATURING REALA™ TECHNOLOGY

Ultra realistic textures are cast from natural stone, brick and historic cobblestones.



RANDOM BUNDLE



JUMPER BUNDLE



CORNER BUNDLE



BUFF



COASTAL SLATE



reddot design award
winner 2013

UNILOCK
DESIGNED TO CONNECT.

UNILOCK.COM | 1-800-UNILOCK

BOSTON
(508) 278-4536

CHICAGO
(630) 892-9191

MICHIGAN
(248) 437-7037

NEW YORK
(845) 278-6700

BUFFALO
(716) 822-6074

OHIO
(330) 927-4000

MILWAUKEE
(262) 742-3890

ONTARIO
(416) 646-9000

©2018 Hengestone Holdings, Inc.

Manufactured under license from Risi Stone Inc.