

# GRANITE

**UNILOCK**

TECH SHEET

**THICKNESS** 25MM

**REGION** ONTARIO



## APPLICATIONS

Note: Not all sizes are suitable for every application. Contact Unilock Representative for assistance.



### Patio & Walkway

## COLORS

### GALAXY FROST FINISH: NATURAL STONE




**24"X24"**  
600mm x 600mm x 25mm  
23 5/8" x 23 5/8" x 1"



**12"X24"**  
300mm x 600mm x 25mm  
11 7/8" x 23 5/8" x 1"

### BLACK OYSTER FINISH: NATURAL STONE



**24"X24"**  
600mm x 600mm x 25mm  
23 5/8" x 23 5/8" x 1"

### CASTLE GREY FINISH: NATURAL STONE



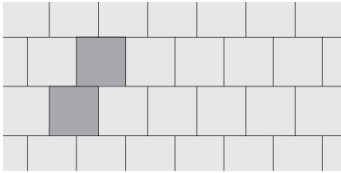
**24"X24"**  
600mm x 600mm x 25mm  
23 5/8" x 23 5/8" x 1"



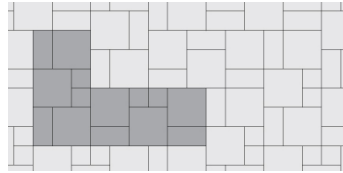
**12"X24"**  
300mm x 600mm x 25mm  
11 7/8" x 23 5/8" x 1"

## LAYING PATTERNS

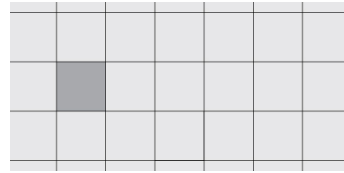
---




LP NATURALSTONE 24X24 RB B



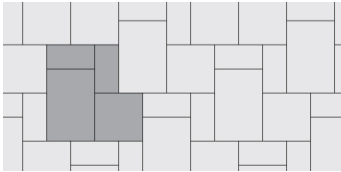
LP NATURALSTONE MULTI UNIT C



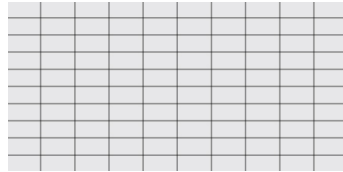
LP NATURALSTONE 24X24 SB P



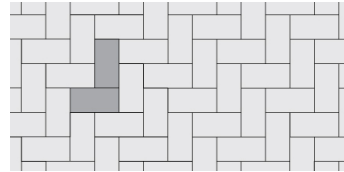
LP NATURALSTONE 12X24 RB A



LP NATURALSTONE MULTI UNIT G



LP NATURALSTONE 12X24 SB Q



LP NATURALSTONE 12X24 HB O

**TYPICAL CROSS SECTION**

Note: Base, screed bed, infill aggregates and or reinforcements may vary based on project requirements or as specified by engineer.



**PACKAGING**

	24"X24"	12"X36"	24"X24"	12"X24"	12"X24"
<b>UNIT THICKNESS (MM)</b>	25	50	50	25	50
<b>SQ FT PER UNIT</b>	4	3.25	4	2	2
<b>UNITS PER CRATE</b>	50	24	20	100	40
<b>LBS PER CRATE</b>	2,730	2,336.88	2,204	2,700	2,336.87
<b>LBS PER UNIT</b>	54.60	97.37	110.20	27	58.42

## INSTALLATION NOTES

---

### NATURAL STONE - GRANITE

Granite is a natural quarried and finished slab with a sleek modern feature because of the sleek zero-bevel edges. Granite is used residentially or commercially. Sandstone can also be used in commercial roof deck pedestal applications where a thinner module is required.

Installation Manual – For complete installation information, download the manual [here](#).

**OVER CONCRETE INSTALLATION** – Granite must be installed on a stable base. The best way to achieve this is to mortar the units on to a poured concrete pad - preferably a new concrete pad, although existing concrete can be used. It is recommended that you have a minimum 4" of ¾" crusher run gravel under the pad for support and drainage, (use any road base gravel in accordance with ASTM-D2940) compacted to 98% Standard Proctor Density (SPD).

Special Notes: Concrete Direct Overlay –

1. Concrete integrity – concrete must be in good condition, and not crumbling
2. Drainage slope – concrete below must be sloped away from all buildings and structures
3. Base drainage - the area below the concrete must not be subject to frost movement
4. Jointing – Mortar joint recommended

**ALTERNATIVE PERMEABLE BASE** – Granite may also be installed on a permeable base.

Min. 6" – 8" of ¾" clear open-graded stone compacted to achieve full particle lock-up and consolidation. (Clear open-graded does not compact but does consolidate slightly by rattling the particles together.)

**ALTERNATIVE PERMEABLE BEDDING COURSE** – 1" thick of 1/8" clear open-graded chip stone – (ASTM No. 8 or 9) screeded over base.

**HANDLING** – Exercise caution when handling this product, as contact between its zero-bevel edges may cause damage.

**EDGE RESTRAINT** - Always install an edge restraint around the perimeter of any paver or slab installation not restrained by building structures. "Spike in" edge restraints come in plastic and various metals and work well for most applications. A concrete curb or a "sub-surface concrete wedge" can also be installed to retain the edge.

**CLEANERS** – Unilock has partnered with United Stonecare, a UK company with over 30 years experience in the field of specialized cleaner and sealer products for natural stone. View products here: <https://www.unicare-products.com/>.

---

Contact Unilock Representative for actual color samples and availability. Unilock reserves the right to change product information without notice.

PDF Generated February 7, 2025, 3:45 pm